



The top section features the Allergy & Asthma Network logo on the left, which includes a stylized sunburst icon. To the right is a collage of various allergenic foods: a lobster, a fish, a glass of milk, and several nuts. Overlaid on this collage are several white and yellow arrows pointing upwards, symbolizing growth or progression.

Food Allergy Stages: Effective Age-Based Food Allergy Guidance

1

MEET OUR SPEAKERS



Theresa Bingemann, MD

Associate Professor of Pediatrics and Medicine in the Divisions of Allergy, Immunology and Rheumatology and Pediatric Allergy and Immunology
University of Rochester



Jennifer LeBovidge, PhD

Attending Psychologist in the Division of Immunology, Boston Children's Hospital
Assistant Professor in Psychology, Harvard Medical School



Lisa Bartnikas, MD

Attending Physician, Division of Immunology, Boston Children's Hospital
Assistant Professor of Pediatrics, Harvard Medical School

Disclosures: We have no relevant disclosures to make.

2



Learning Objectives

01

Learning Objective #1

Discuss developmental aspects of managing and coping with food allergy

02

Learning Objective #2

Provide strategies for gradually involving children in food allergy self-management over time

03

Learning Objective #3

Utilize the Food Allergy Stages Educational Handouts created by the AAAAI Adverse Reactions to Foods Committee, to efficiently and effectively provide age-appropriate food allergy guidance to patients and families

3



Why a Developmental Approach?

1

Consistent pillars of food allergy management *AND*

2

Changes in food allergy concerns as children mature

- Safety issues
- Psychosocial issues
- Understanding of food allergy & roles for the child in management

3

Gradual approach to building children's skills & knowledge over time:

- Increases safety
- Decreases anxiety
- Increases confidence

4

Identifying an Unmet Need



“Is there a good resource for helping my child cope with food allergies that’s tailored to her age?”



I don’t think so, but there should be... can we create it?



And the work begins . . .

5

Underlying Aims

- Reliable, evidence-based information

AAAAI Work Group Report



The Development of Age-Based Food Allergy Educational Handouts for Caregivers and Patients—A Work Group Report of the AAAAI Adverse Reactions to Foods Committee

Jennifer S. LeBovidge, PhD^{1,2}, Linda J. Herbert, PhD^{3,4}, Ashley Ramos, PhD^{1,2}, Nancy Rotter, PhD^{5,6}, Scott H. Sicherer, MD⁷, Michael C. Young, MD^{8,9}, Michael Pistiner, MD, MMSc¹⁰, Wanda Phipatanakul, MD, MS¹¹, Lisa M. Barnikar, MD^{12,13}, and Theresa A. Bingemann, MD¹⁴ *Boston, Mass; Washington, DC; New York, NY; and Rochester, NY*

- Focus on “balanced coping” / inclusion of psychosocial issues
- Practical tips for integrating food allergy management into daily life
- “Roadmaps” for involving children in food allergy management over time
- Easily accessible (online, free, meet varied health literacy needs)

6

Handout Development



- 01 • Project team of allergists & psychologists

- 02 • Content based on:
 - Practice parameters/guidelines (AAAAI, NIAID)
 - Published research on psychosocial & developmental aspects of managing food allergy
 - Clinical experience

7

Organizing Structure

Developmental stages based on American Academy of Pediatrics *Ages & Stages* handouts

Topics consistent across stages, with content tailored by stage

TABLE I. Handout topics

Teaching Children about Food Allergy*
Allergen Exposure
Label Reading
Recognizing and Treating an Allergic Reaction
Managing Food Allergies at Home
Eating out at Restaurants
Educating Other Caregivers†
Managing Food Allergies at Childcare and School
Navigating Social Activities
Supporting Self-Esteem*
Managing Anxiety and Feeling Confident
Preparing Children for Medical Visits*
Managing Food Allergies at College‡
Preparing to Manage Your Healthcare‡

*Topic included in age-specific handouts only.
 †Topic included in the Basics for All Ages handout only.
 ‡Topic included in the Young Adult handout only.

- [Food Allergy Stages: Food Allergy Basics for All Ages](#)
- [Food Allergy Stages: Baby \(0-12 months\)](#)
- [Food Allergy Stages: Toddler \(1-3 years\)](#)
- [Food Allergy Stages: Preschool \(3-5 years\)](#)
- [Food Allergy Stages: Early Grade School \(5-8 years\)](#)
- [Food Allergy Stages: Late Grade School \(8-11 years\)](#)
- [Food Allergy Stages: Early Teen \(11-14 years\)](#)
- [Food Allergy Stages: Late Teen \(14-18 years\)](#)
- [Food Allergy Stages: Young Adults \(18-21 years\)](#)

Used with permission from the American Academy of Allergy, Asthma & Immunology (AAAAI). Visit AAAAI.org for additional information and updates.

8

Caregiver Survey

57 caregivers of children with food allergy, 2 young adults with food allergy reviewed handouts and completed online survey

Majority of caregivers: likely to use the handouts, satisfied with amount of content, agreed handouts used elements of plain language writing

TABLE III. Participant feedback on handout acceptability

What do you think about the amount of information included in the handouts?*	%, n		
	Not enough information	Just right	Too much information
Food Allergy Basics for All Ages Handout	1.7, 1	81.0, 47	17.2, 10
Handout for your child's age	8.6, 5	79.3, 46	12.1, 7

How likely would you be to use these handouts as a resource for managing your child's food allergy?†	%, n		
	Not at all likely	Somewhat likely	Very likely
Food Allergy Basics for All Ages Handout	3.5, 2	38.6, 22	57.9, 33
Handout for your child's age	1.8, 1	35.1, 20	63.3, 36

*Percentages based on 58 participants completing this question.
 †Percentages based on 57 participants completing this question.

9

Caregiver Feedback

Participant Valued:

Developmental focus, information about emotional aspects of coping with food allergy


Participant Feedback:

Content good, but handouts too “text heavy”; ideas for areas where more concrete examples would be helpful

Handouts revised based on caregiver feedback

Graphic design by AAAAI

“I haven’t seen them tailored to age before and I think this helps with the mental/emotional side of managing an allergy.” (parent of 6-year-old)



10

Food Allergy Stages Handouts

Different skills are needed for managing and coping with food allergies in daily life at different ages. The Food Allergy Stages handouts were designed to help families manage food allergies and teach children about food allergies at different developmental stages. Use the *Food Allergy Basics for All Ages* handout to learn about important information all parents should know when they have a child with food allergies. Use the Food Allergy Stages handout *for your child's age* for specific tips on managing food allergies at their stage of development. Always speak with your child's allergist if you have questions or before making changes to your child's food allergy management plan.



[Food Allergy Stages: Food Allergy Basics for All Ages](#)
[Food Allergy Stages: Baby \(0-12 months\)](#)
[Food Allergy Stages: Toddler \(1-3 years\)](#)
[Food Allergy Stages: Preschool \(3-5 years\)](#)
[Food Allergy Stages: Early Grade School \(5-8 years\)](#)
[Food Allergy Stages: Late Grade School \(8-11 years\)](#)
[Food Allergy Stages: Early Teen \(11-14 years\)](#)
[Food Allergy Stages: Late Teen \(14-18 years\)](#)
[Food Allergy Stages: Young Adults \(18-21 years\)](#)

[Access the handouts in Spanish.](#)

<https://www.aaaai.org/tools-for-the-public/conditions-library/allergies/food-allergy-stages-handouts>

<https://www.aaaai.org/Tools-for-the-Public/Biblioteca-de-condiciones/Biblioteca-de-alergia/folletos-sobre>

11

Topics Covered

- Teaching Children about Food Allergy
- Allergen Exposure
- Label Reading
- Recognizing and Treating an Allergic Reaction
- Managing Food Allergies at Home
- Eating Out at Restaurants
- Educating Other Caregivers
- Managing Food Allergies at Childcare/School/College
- Navigating Social Activities
- Supporting Children's Self-Esteem
- Managing Anxiety and Feeling Confident
- Preparing Children for Medical Visits

12



Babies, Toddlers, and Preschoolers: *Supporting Parents of the Active and Curious*

Food Allergy Stages:
Preschool (3-5 years)

Food Allergy Stages:
Toddler (1-3 years)

Food Allergy Stages:
Baby (0-12 months)

13

Babies, Toddlers, and Preschoolers: Concepts




Children are active, curious, and need careful monitoring

Children pay attention to what adults do and learn by imitation and play

- Parents as role models—your child is watching!
- Daily routines = sense of security
- Simple, **safety-focused** language about food allergy

Caregivers are primarily responsible for food allergy management

When parents follow consistent food allergy management routines, children will learn this is an important part of daily life

14

Babies, Toddlers, and Preschoolers: Challenges

It is common for parents to feel overwhelmed, frustrated, or worried at times when a child is first diagnosed with a food allergy

Specific concerns may include:

- Introducing new foods
- Monitoring for allergic reactions in preverbal children who cannot describe symptoms
- Concerns about accidental exposures at a stage when children have frequent mouthing behaviors

Concerns may limit family social activities and inform choices about leaving the child in the care of others

As parents learn more about managing food allergies, they will feel more confident and will develop routines that help keep their child healthy and safe



15

Babies, Toddlers, and Preschoolers: Management Tools

- When teaching children about food allergies, use a calm tone, simple terms, and focus on safety routines.
- Explain routines out loud so that children will learn they are important.

*You are allergic to eggs.
Eggs can make you sick.*

*We have our medicine bag, so
now we can go to the park!*

*We read the label, so we know
there are no eggs in these cookies.
They are safe for you to eat.*

16

Babies, Toddlers, and Preschoolers: Management Tools

- Teach your child not to share food. Parents can practice language with older toddlers directly or through play.
- Support children’s self esteem by helping them label feelings, giving simple choices to increase their sense of control, and praising them for following routines.

No thank you, I have allergies.

It seems like you’re mad you can’t eat what your brother is eating. Let’s find a food you enjoy that is safe for you.

Daddy brought snacks to the park. Would you like the crackers or the fruit?

Great job washing your hands before you eat!

17



School-Aged Children: *Emerging Awareness and Involvement*

Food Allergy Stages:

Late Grade School (8-11 years)

Food Allergy Stages:

Early Grade School (5-8 years)

18

School-Aged Children: Concepts

Caregivers are tasked with developing food allergy management strategies to enable the child's safe participation in activities outside of the home

Children are working on building a sense of control and independence



Children can understand more about food allergies and follow simple safety rules

- This is a good age to involve the child in food allergy management with parental supervision

Gradually including children in food allergy management helps them build the skills and confidence they will need to manage food allergies independently in the future



19

School-Aged Children: Challenges

Transitions, such as school entry, that require reliance on third parties and increased child responsibility for food allergy management may be a source of caregiver anxiety

Children are developing a greater awareness of differences from peers

- "Special to different transition"
- Need management strategies that emphasize both safety and social inclusion to foster confidence

Children may experience increased anxiety about accidental exposure to allergens and allergic reactions in situations they previously navigated with confidence



Factors that may contribute to anxiety:

- Greater cognitive awareness of risks
- Misperceptions about the level of risk associated with casual contact
- Greater independence in food allergy management

Children may be at increased risk of bullying or teasing by peers, particularly in school



20

School-Aged Children: Management Tools

- Teach children about food allergies in the same way you talk about other safety issues.
- Teach children why reading ingredient labels is important. As they learn to read, let them practice label reading with you.

Eggs can make you sick. We read labels and keep your medicine with us because these strategies work really well to keep you safe.

We read the label, so we know there are no eggs in these cookies. They are safe for you to eat.

Just like we stay on safe paths and always wear a helmet when we ride a bike, we read ingredient labels and always keep your epinephrine auto-injector close by.

21

School-Aged Children: Management Tools

- Be consistent with and reinforce important rules and routines.
- Role play or practice language ahead of time for common scenarios so children will feel more confident.

If there is no label, we can't eat the food.

Use the bathroom, grab your coat, and make sure we have your epinephrine auto-injector.

I have food allergies to wheat and soy.

I have to ask my parent.

No thank you, I have food allergies.

22

School-Aged Children: Management Tools

- Help children return to usual allergy management routines after a reaction. Talk about parts of the emergency plan that worked well, and anything you might do differently to stay safe in the future.
- Support self esteem by letting children know it's okay to feel frustrated or sad, encouraging them to come to parents if they feel upset, and praising them for making good choices.

You did the right thing when you told me your throat felt tight.

Your auto-injector stopped the reaction quickly.

I know it was hard when you couldn't eat the snack at soccer. I was proud when you said "no thank you." Let's get a safe treat now.

23



Teens and Young Adults: *Transitioning to Independence*

Food Allergy Stages:

Young Adults (18-21 years)

Food Allergy Stages:

Late Teen (14-18 years)

Food Allergy Stages:

Early Teen (11-14 years)

24

Adolescents: Concepts

Focus more on friends and social relationships

- Fitting in with peers is important at this age.
- Some children may feel self-conscious about their food allergies or embarrassed to speak up about allergies in social situations



Your tween/teen will take cues from you - consider your messaging

- Play a larger role in their food allergy management
- Continue to build skills and work towards independence
- They need continued adult support
- Providing graduated responsibility allows for confidence

25

Adolescents: Challenges

Environment

- Less “structured” environments/move away from allergen-free tables
- More time away from direct adult supervision
- Greater awareness of risks can lead to more worry/vigilance
- New experiences that will lead to new questions and concerns
- What are they comfortable with?



Still developing problem solving and organizational skills

- Be clear about management expectations, but collaborate on how to reach goals
- Make sure teens understand & can use their anaphylaxis management plan
- Be clear about the division of management responsibilities

Balance parental desires and what they want/are comfortable

Discuss epinephrine carrying self-injectable epinephrine at school or not


26

Adolescents: Management

Open and ongoing communication

Ask questions to understand their experience and concerns

- How do they handle get-togethers when food is present?
- Are they reading labels?
- Are they comfortable with the plan at school?
- Do they ask about ingredients or speak up about their allergies when out with friends?
- Encourage them to ask questions and speak up if they have a concern
- Involve them in plans for situations they are worried about
 - Anticipate and talk about handling new situations- dating, alcohol
 - Check in and keep lines of communication open



Epinephrine

- Discuss how they would like to handle self-injectable epinephrine at school
- Importance of carrying and using epinephrine if needed
- Do they know when and how to use it?
- Are they willing to use it?

27

Food Allergy Stages:

Young Adults (18-21 years)

TABLE I. Handout topics

Teaching Children about Food Allergy*
Allergen Exposure
Label Reading
Recognizing and Treating an Allergic Reaction
Managing Food Allergies at Home
Eating out at Restaurants
Educating Other Caregivers†
Managing Food Allergies at Childcare and School
Navigating Social Activities
Supporting Self-Esteem*
Managing Anxiety and Feeling Confident
Preparing Children for Medical Visits*
Managing Food Allergies at College‡
Preparing to Manage Your Healthcare‡

28

Young Adults: Concepts



- Young adults should be ready to take the primary responsibility for day-to-day food allergy management



- Provide continued support
- Remind them they are not alone
- Family, friends, roommates can be a great support
- They will feel more confident over time

29

Young Adults: Challenges

Preparing to Manage Your Healthcare



- Talk about skills you will need to take a lead role in your healthcare
- Prepare for appointments with your allergist
- Consider attending appointments with your allergist independently
- Or make sure to have one-on-one time with the allergist
- Think about strategies to remember to refill prescriptions
- Find out the location of the nearest hospital or medical facility

30

Young Adults: Management

Managing Food Allergies at College

- Know your options at college
- Disability services office
- Find out how food is prepared in dining halls
- How do students access allergen information?
- What special meal options may be available?
- Emergency plans in dining facilities
- Housing and roommate options
- Private mini-fridge and microwave
- Is a kitchen needed?
- Find out whether your resident advisor (RA) will be trained on managing food allergies
- Speak with your RA and roommates
 - How to keep your living space safe
 - What to do in an emergency



31

Why Stage-based Handouts are Important

Quality of
life

Safety

Improve
comfort

Improve
self-efficacy



Ongoing education is important
Different challenges and concerns over time.



As children age they notice more differences
between themselves and others



Increased independence
New situations (dating, less time with
parental supervision)



Roadmap to independent care

32

Food Allergy Stages Handouts

Different skills are needed for managing and coping with food allergies in daily life at different ages. The Food Allergy Stages handouts were designed to help families manage food allergies and teach children about food allergies at different developmental stages. Use the *Food Allergy Basics for All Ages* handout to learn about important information all parents should know when they have a child with food allergies. Use the Food Allergy Stages handout *for your child's age* for specific tips on managing food allergies at their stage of development. Always speak with your child's allergist if you have questions or before making changes to your child's food allergy management plan.



- [Food Allergy Stages: Food Allergy Basics for All Ages](#)
- [Food Allergy Stages: Baby \(0-12 months\)](#)
- [Food Allergy Stages: Toddler \(1-3 years\)](#)
- [Food Allergy Stages: Preschool \(3-5 years\)](#)
- [Food Allergy Stages: Early Grade School \(5-8 years\)](#)
- [Food Allergy Stages: Late Grade School \(8-11 years\)](#)
- [Food Allergy Stages: Early Teen \(11-14 years\)](#)
- [Food Allergy Stages: Late Teen \(14-18 years\)](#)
- [Food Allergy Stages: Young Adults \(18-21 years\)](#)

[Access the handouts in Spanish.](#)

<https://www.aaaai.org/tools-for-the-public/conditions-library/allergies/food-allergy-stages-handouts>

<https://www.aaaai.org/Tools-for-the-Public/Biblioteca-de-condiciones/Biblioteca-de-alergia/folletos-sobre>

33

How to Use the Handouts

During visits

Online by families

Educating others

34

Resources for Further Management

Food Allergy Stages:

Food Allergy Basics for All Ages

Your doctor

Label reading

Recognizing and treating reactions

Schools and childcare settings

Professional and patient support organizations

Food assistance and reduced cost programs

Trained mental health professional

35

Acknowledgements

American Academy of Allergy, Asthma & Immunology (AAAAI)

Food Allergy Stages Project team



Thank you to the caregivers and patients who reviewed the Food Allergy Stages handouts and shared their feedback to improve this resource.

36



We'll get to as many questions as we can!

37

Thank you for listening!

We appreciate you being here.

NEXT Webinar:

**Atopic Dermatitis:
Diversity in
Presentation**

October 27, 2022

Dr. Melinda Rathkopf



38

Breathe Better Together



Please stay online for
2-3 minutes to
complete the
evaluation survey – we
use this information to
plan future webinars!

allergyasthmanetwork.org